



FORD  
**2022 EXPEDITION<sup>®</sup>**



Vehicle imagery throughout this brochure may be computer-generated and may include available and aftermarket equipment. Preproduction models may be shown throughout. Performed by professional driver. Always consult the Owner's Manual before off-road driving, know your terrain and trail difficulty, and use appropriate safety gear.

## THE ROAD TO ADVENTURE IS OFTEN UNPAVED. **THE NEW FORD EXPEDITION.**

We know that the Ford Expedition® SUV is your kind of big, with seating for 8. And with the new Expedition Timberline model, **the most off-road-ready Expedition yet**, your destination can take you and your crew far off the beaten path. The new Stealth Performance Edition covers on-road family excursions in true Expedition style. Both feature best-in-class<sup>1</sup> performance from a **new 440-horsepower<sup>2</sup> High-Output 3.5L EcoBoost® Twin-Turbo engine**. And that's not all the news. New front and rear exterior designs offer a higher level of sophistication and refinement. Sophisticated new features include voice-activated technology like SYNC® 4<sup>3</sup> with **big new screens**. Grand family adventures require a special kind of big. You'll find it in all 6 models of the new 2022 Ford Expedition.

XL | XLT | TIMBERLINE™ | LIMITED | STEALTH | PLATINUM®



**TIMBERLINE.** Dark Matter Metallic. Available equipment.

<sup>1</sup>. Class is Non-Premium Large Traditional Utility. <sup>2</sup>. Horsepower rating based on premium fuel per SAE J1349® standard. Your results may vary. <sup>3</sup>. Don't drive while distracted or while using handheld devices. Use voice-operated systems when possible. Some features may be locked out while the vehicle is in gear. Not all features are compatible with all phones.

# DESIGN THAT ENHANCES YOUR JOURNEY.

Stay well-connected with the smartest SYNC® system ever. The standard 12" touchscreen and the available best-in-class<sup>1</sup> 15.5" high-definition touchscreen of SYNC 4<sup>2</sup> make it easy to play your music, navigate through your apps and interact with your phone through voice or touch prompts. SYNC 4<sup>2</sup> delivers comprehensive search results and more functionality, including a Digital Owner's Manual, and wireless access to Apple CarPlay® compatibility,<sup>3,4</sup> Android Auto™ compatibility<sup>3,5</sup> and SYNC AppLink® apps from smartphones and mobile devices.

A simple turn of the rotary gear shift dial easily moves you from Park to Reverse to Drive. Available 4WD with the Terrain Management System™ offers **7 Selectable Drive Modes**, while the available best-in-class<sup>1</sup> 12.4" digital instrument cluster lets you configure the look and function of the gauges. The 2022 Ford Expedition® SUV liberates immersive sound from the available best-in-class<sup>1</sup> **B&O® Unleashed 22-Speaker Sound System** with 1,080 watts of power. It can make every song sound like an in-person concert. A 12-speaker B&O Play Sound System offering 680 watts of digitally processed sound is also available.



Screen display varies by market.

## SYNC 4 WITH 12" CENTER STACK TOUCHSCREEN

Standard on XL, XLT, Timberline,<sup>7</sup> Limited and Stealth

- 12" LCD touchscreen with Information on Demand panel
- 8" Productivity screen in instrument cluster
- SYNC AppLink with App Catalog
- Wireless phone connection
- Wireless Apple CarPlay compatibility<sup>3,4</sup>
- Wireless Android Auto compatibility<sup>3,5</sup>
- Digital Owner's Manual
- Conversational Voice Command Recognition

## SYNC 4 WITH 15.5" CENTER STACK TOUCHSCREEN

Standard on Platinum® and Timberline 501A; Available on Limited and Stealth

Adds:

- 15.5" LCD touchscreen
- 12.4" Digital Multicolor Productivity Screen in instrument cluster
- Adaptive Dash Cards
- Personal Profiles

**PLATINUM.** Carmelo leather trim. Available equipment.

1. Class is Non-Premium Large Traditional Utility. 2. Don't drive while distracted or while using handheld devices. Use voice-operated systems when possible. Some features may be locked out while the vehicle is in gear. Not all features are compatible with all phones. 3. Requires phone with active data service and compatible software. SYNC 4 does not control 3rd-party products while in use. 3rd parties are solely responsible for their respective functionality. 4. Apple CarPlay and its functions are products of Apple and its terms and privacy statements apply. Requires compatible iPhone and data plan. All features supported in Middle East countries are available. 5. Android Auto and its functions are products of Google and its terms and privacy statements apply. Requires compatible Android smartphone with Android Auto app on Google Play and data plan. All features supported in Middle East countries are available.





Screen display varies by market.



Screen display varies by market.

## ROOM TO ROAM. ENJOY THE RIDE.

Take a seat in the available 10-way power driver's seat, settle into the available **2nd-row power-folding 40/20/40 seats** – available in either cloth, ActiveX™ or leather-trimmed seats – or relax in the power-reclining PowerFold® 3rd-row seats, and you'll quickly see the Ford Expedition® SUV is **big on space** and even bigger on comfort.

With **seating for up to 8 passengers**, everyone will appreciate the expansive room. And, with available 2nd-row power-folding tip-and-slide seats, you can keep a child seat secured while simply sliding the seat forward to allow passengers access to the 3rd row. Plus, the **15 conveniently located beverage holders** give everyone a place to keep their drinks close at hand. No matter where you find your place, in Expedition, you're sure to be comfortable.

For more space – nearly a foot more length with an additional 16.9 cu. ft.<sup>1</sup> – the Ford Expedition MAX SUV gives you all the room you need, in all the right places. Larger rear door openings make for easier entry and exit. An available Advanced Cargo Manager shelf helps you keep things in order. And an available hands-free, foot-activated liftgate opens with a simple wave of your foot under the bumper – all while keeping your key fob in a pocket or purse. A liftgate glass that can be opened manually or with the liftgate itself helps make accessing everything you're carrying easier, too.

**PLATINUM® MAX.** Carmelo leather trim. Available equipment.  
1. Cargo and load capacity limited by weight and weight distribution.



## BEYOND CONFIDENCE. **IN COMMAND.**

Confidence comes naturally with our extensive collection of standard and available **Ford Co-Pilot360™ driver-assist technologies**.<sup>1</sup> They utilize a network of sensors and sophisticated cameras to offer support in many scenarios, helping you feel confidently in command of your new 2022 Ford Expedition® SUV. In fact, with several new technologies this model year, the Expedition SUV is designed to help you feel more confident wherever your travels take you.

### **FORD CO-PILOT360 TECHNOLOGY**

#### **FORD CO-PILOT360**

---

*Standard on every 2022 Ford Expedition*

- Pre-Collision Assist with Automatic Emergency Braking (AEB) and Forward Collision Warning
- BLIS® (Blind Spot Information System) with Cross-Traffic Alert
- Lane-Keeping System
- Auto High-Beam Headlamps
- Rear View Camera with Washer

#### **FORD CO-PILOT360 ASSIST+**

---

*Standard on Timberline™ 501A, Limited, Stealth and Platinum®*

- Adaptive Cruise Control with Stop-and-Go and Lane Centering
- Front Parking Sensors
- Evasive Steering Assist
- Intersection Assist

#### **FORD CO-PILOT360 ASSIST 2.0**

---

*Standard on Timberline 501A, Stealth and Platinum; Available on Limited*

- 360-Degree Camera with Split View and Front and Rear Washers
- Active Park Assist 2.0
- Blind Spot Assist
- Reverse Brake Assist

#### **ADDITIONAL TECHNOLOGY**

---

*Standard on every 2022 Ford Expedition*

- Cruise Control
- Hill Start Assist
- Post-Collision Braking
- Rear Cross-Traffic Braking
- Rear Parking Sensors
- Trailer Sway Control

*Standard on Timberline 501A, Limited, Stealth and Platinum*

- Rain-Sensing Windshield Wipers

**PLATINUM.** Infinite Blue Metallic Tinted Clearcoat.<sup>2</sup> Available equipment.

**1.** Driver-assist features are supplemental and do not replace the driver's attention, judgment and need to control the vehicle. It does not replace safe driving. See Owner's Manual for details and limitations. **2.** Additional charge.

# HIGHER OUTPUT FOR YOUR BIG ROAD TRIPS.

The 2022 Ford Expedition® SUV doesn't just get you there, it gets you here, there and virtually everywhere you want to go thanks to the power of its 3.5L EcoBoost® Twin-Turbo V6 engine, which includes a **new High-Output version** that delivers 440 horsepower<sup>1,2</sup> and 691 Nm of torque.<sup>1,2</sup>

A 10-speed automatic transmission with SelectShift® capability helps maximize power, while the available Terrain Management System™ allows you to choose from up to 7 Selectable Drive Modes – with a simple turn of a dial – **to help optimize driving dynamics to road conditions.** Choose Expedition MAX with a 105-liter fuel capacity, and you'll see how getting places just got easier.

## 3.5L ECOBOOST TWIN-TURBO V6

**380** HP<sup>1,2</sup>

**400** HP<sup>1,2</sup>

**637** NM TORQUE<sup>1,2</sup>

**651** NM TORQUE<sup>1,2</sup>

Standard on XL, XLT and Limited Standard on Platinum®

## HIGH-OUTPUT 3.5L ECOBOOST TWIN-TURBO V6

**440** HP<sup>1,2</sup>

**691** NM TORQUE<sup>1,2</sup>

Standard on Timberline™ and Stealth Performance Edition

## AVAILABLE SELECTABLE DRIVE MODES



Normal  
(RWD/4WD)



Sport  
(RWD/4WD)



ECO  
(RWD/4WD)



Sand  
(4WD)



Tow/Haul  
(RWD/4WD)



Mud/Rut  
(4WD)



Snow/Wet  
(RWD)



Grass/  
Gravel/  
Snow (4WD)

**TIMBERLINE.** Dark Matter Metallic. Available equipment.

**1.** Horsepower and torque ratings based on premium fuel per SAE J1349® standard. Your results may vary. **2.** Horsepower and torque are independent attributes and may not be achieved simultaneously.



Performed by professional driver. Always consult the Owner's Manual before off-road driving, know your terrain and trail difficulty, and use appropriate safety gear.

# XL

Ford Expedition® XL SUV delivers. With a 380-hp 3.5L EcoBoost® engine, XL makes it easy to get where you need to go – with what you need to take with you. Pair that with 18" machined-face aluminum wheels with Magnetic-painted pockets, and you get **rugged good looks** and at-the-ready power in one powerful model. And, new SYNC® 4 with a 12" touchscreen and voice-activated technology<sup>1</sup> provides **wireless Apple CarPlay® and Android Auto™ compatibility**,<sup>2,3</sup> keeping you conveniently connected virtually everywhere you go.



XL. 4x2. Iconic Silver Metallic. Available equipment.

# XLT

Ford Expedition XLT has what it takes to take your whole crew just about anywhere. Available ActiveX™ Trimmed Seats offer a comfortable space for passengers, while a **PowerFold® 3rd-row seat folds flat** with the touch of a button making it easy to carry more cargo. Loading cargo is easy too, thanks to the available power liftgate. Available 4-door Intelligent Access means with the key fob on your person, any passenger door unlocks with just the touch of a door handle. Once inside, available ambient lighting brightens the interior. With the available **Black Accent Package**, the Expedition XLT SUV will turn heads with 20" 6-spoke Gloss Black-painted aluminum wheels and Gloss Black-painted accents that add style and elegance to the monochromatic exterior.



XLT. 4x2. Agate Black Metallic. Available Black Accent Package. Available equipment.

# TIMBERLINE

With **enhanced power and off-road capability**, Ford Expedition Timberline™ SUV is outfitted with a High-Output 3.5L EcoBoost Twin-Turbo V6 engine that delivers 440 hp<sup>4,5</sup> and 691 Nm of torque.<sup>4,5</sup> Front, rear and underbody steel skid plates offer protection when the going gets tough. Off-road-tuned front and rear shocks and an electronic limited-slip differential help out as well. **269 mm of ground clearance with improved approach and departure angles thanks to the off-road Ford F-150® RAPTOR™ inspired front bumper, the 2022 Ford Expedition Timberline** helps you get into – and out of – the rough stuff. And there's no mistaking the Timberline look. Black Ford Oval badging, a blackout treatment on the headlamps and taillamps, and Ember Red accents let you know Timberline means business. Inside, **2 unique interior options** complete the difference.



TIMBERLINE. Forged Green Metallic. Available equipment and available Ford Accessories.

<sup>1</sup>. Don't drive while distracted or while using handheld devices. Use voice-operated systems when possible. Some features may be locked out while the vehicle is in gear. Not all features are compatible with all phones. <sup>2</sup>. Requires phone with active data service and compatible software. SYNC 4 does not control 3rd-party products while in use. 3rd parties are solely responsible for their respective functionality. <sup>3</sup>. Apple CarPlay and its functions are products of Apple and its terms and privacy statements apply. Requires compatible iPhone and data plan. All features supported in Middle East countries are available. Android Auto and its functions are products of Google and its terms and privacy statements apply. Requires compatible Android smartphone with Android Auto app on Google Play and data plan. All features supported in Middle East countries are available. <sup>4</sup>. Horsepower and torque ratings based on premium fuel per SAE J1349® standard. Your results may vary. <sup>5</sup>. Horsepower and torque are independent attributes and may not be achieved simultaneously. Always consult the Owner's Manual before off-road driving, know your terrain and trail difficulty, and use appropriate safety gear.

## LIMITED

Everything about the Ford Expedition® Limited SUV was designed with you in mind. Inside, **heated and ventilated leather-trimmed front seats** with a convenient driver's memory feature that recalls saved settings wrap you in comfort, while a power-tilt/-telescoping steering column and power-adjustable pedals let you fine-tune things just so. A power, panoramic Vista Roof® opens up to let the sun shine in, and **power-deployable running boards** add that little something extra.



LIMITED. Dark Matter Metallic. Available equipment.

## STEALTH PERFORMANCE EDITION

With a sleek appearance and **enhanced power**, the Stealth Performance Edition is equipped with a High-Output 3.5L EcoBoost® Twin-Turbo V6 engine that delivers 440 hp<sup>1,2</sup> and 691 Nm of torque.<sup>1,2</sup> Ebony Black accents all around provide a monochromatic appearance outside, while EXPEDITION lettering on the hood, **massive 22" premium black-painted aluminum wheels** and red performance-tuned brakes let you know this model is something special. Inside, the best-in-class<sup>3</sup> **22-speaker B&O® Unleashed Sound System** provides concert hall sound, while unique red stitching sets the interior apart. Standard driver-assist technology upgrades include Ford Co-Pilot360™ Assist 2.0, which includes a 360-Degree Camera with Split-View Display, Reverse Brake Assist and Active Park Assist 2.0. In every way, Expedition Stealth offers luxury on a grand scale.



STEALTH. Dark Matter Metallic. Available equipment.

## PLATINUM<sup>4</sup>

From the power of a 3.5L EcoBoost® Twin-Turbo V6 engine to the massive 22" 12-spoke polished aluminum wheels and power-deployable running boards, this Ford Expedition SUV is the real deal. A **15.5" LCD capacitive touchscreen**, the largest in its class,<sup>3</sup> enhances new SYNC® 4 voice-activated technology.<sup>5</sup> While a 12.4" Multicolor Productivity Screen in the instrument cluster accompanies it. Available leather-trimmed heated and ventilated multicontour front seats with Active Motion® deliver relaxing comfort to both the driver and passenger, while 1st- and 2nd-row seats boast perforated inserts and quilted bolsters. A leather-wrapped instrument panel top, wood accents, a **power, panoramic Vista Roof** and the 22-speaker B&O Unleashed Sound System combine to make the Platinum® trim level quite a pleasure.




PLATINUM MAX. Star White Metallic Tri-coat.<sup>6</sup>

1. Horsepower and torque ratings based on premium fuel per SAE J1349® standard. Your results may vary. 2. Horsepower and torque are independent attributes and may not be achieved simultaneously. 3. Class is Non-Premium Large Traditional Utility. 4. Availability varies by market. 5. Don't drive while distracted or while using handheld devices. Use voice-operated systems when possible. Some features may be locked out while the vehicle is in gear. Not all features are compatible with all phones. 6. Additional charge.




## EXTERIOR




1 Oxford White



5 Agate Black Metallic



2 Forged Green Metallic



6 Star White Metallic Tri-coat<sup>1</sup>



3 Iconic Silver Metallic



7 Infinite Blue Metallic Tinted Clearcoat<sup>1</sup>



4 Dark Matter Metallic


## INTERIOR



Black Onyx Cloth / 1-3, 5  
**XL**



Deep Cypress Cloth & ActiveX Seating Material with Deep Tangerine Stitching / 1, 2, 4-7  
**Timberline™ 500A**



Black Onyx Leather Trim / 2, 4-7  
**Platinum®**




Black Onyx Cloth / 1-7  
**XLT 200A**



Deep Cypress Leather Trim with Deep Tangerine Stitching / 1, 2, 4-7  
**Timberline 501A**



Light Sandstone Leather Trim / 2, 4-7  
**Platinum**



Sandstone Cloth / 1-7  
**XLT 200A**



Sandstone Leather Trim / 1-7  
**Limited**




Carmelo Leather Trim / 2, 4-7  
**Platinum**



Black Onyx ActiveX™ Seating Material / 1-7  
**XLT 202A**



Mahogany Leather Trim / 1, 3-7  
**Limited**



Sandstone ActiveX Seating Material / 1-7  
**XLT 202A**



Black Onyx Leather Trim with Red Stitching / 1, 3-7  
**Stealth**

Colors are representative only. See your distributor for actual paint/trim options. **1.** Additional charge. **2.** Always wear your safety belt and secure children in the rear seat. **3.** Cargo and load capacity limited by weight and weight distribution.

## STANDARD FEATURES

### MECHANICAL

10-speed automatic transmission with SelectShift® capability

4-wheel independent suspension

Active Grille Shutters

Class IV trailer hitch receiver with 7- and 4-pin connectors

Electric power-assisted steering

Front tow hooks (4WD only)

### FORD CO-PILOT360™ TECHNOLOGY

**Ford Co-Pilot360:** Pre-Collision Assist with Automatic Emergency Braking (AEB); BLIS® (Blind Spot Information System) with Cross-Traffic Alert; Lane-Keeping System; Auto High-Beam Headlamps; and Rear View Camera with Washer

Autolamp (Automatic On/Off Headlamps)

Cruise Control

Hill Descent Control™ (4WD only)

Hill Start Assist

Post-Collision Braking

Rear Cross-Traffic Braking

Rear Parking Sensors

Trailer Sway Control

### COMFORT & CONVENIENCE

1st-row center console with armrest and covered media bin

3rd-row PowerFold® 60/40 split seat with power recline

12V powerpoints (4)

Beverage holders (15)

Cargo Management System

Cargo protector and net

Cooler box in center console

Easy Fuel® capless fuel filler

Leather-wrapped steering wheel

Overhead console with sunglasses storage

Particulate air filter

Power, heated sideview mirrors with security approach lamps

Power windows with one-touch-up/-down feature for 1st row

Push-button start

Rotary gear shift dial

Smart-charging USB ports for 1st and 2nd row (4 total)

Steering wheel-mounted cruise, audio and 5-way controls

Dual-Zone electronic automatic temperature control

### SAFETY & SECURITY

Personal Safety System™ with dual-stage front airbags<sup>2</sup>

Front-seat side airbags<sup>2</sup>

Safety Canopy® side-curtain airbags<sup>2</sup> with rollover sensor

AdvanceTrac™ with RSC® (Roll Stability Control™)

Individual Tire Pressure Monitoring System (excludes spare)

MyKey® technology to help encourage responsible driving

Perimeter alarm

SecuriLock® Passive Anti-Theft System

SOS Post-Crash Alert System™

## DIMENSIONS

Exterior (mm)	Expedition®/MAX 4x2 (4x4)
Wheelbase	3,112/3,342
Length	5,333/5,635
Height - Excluding options	1,945 (1,941)/1,940 (1,936)
Width - Including mirrors	2,373
Width - Mirrors folded	2,124
Minimum running ground clearance	250 (248)/249 (246)
Overhang - Front	971
Overhang - Rear	1,251/1,322
Ramp breakover angle	21.5° (21.4°)/20.3° (20.1°)
Angle of approach	23.4° (23.3°)/24.0° (23.7°)
Angle of departure	22.2° (21.9°)/21.5° (21.3°)

Interior (mm)	Expedition/MAX
<b>1st Row</b>	
Head room (max.)	1,068
Leg room (max.)	1,115
Shoulder room	1,648
<b>2nd Row</b>	
Head room	1,015
Leg room	1,053
Leg room (with seat full rearward)	1,081
Shoulder room	1,647
<b>3rd Row</b>	
Head room	948/950
Leg room	917
Leg room (with 2nd-row seat full forward)	1,038
Shoulder room	1,630/1,634

Capacities (liters)	Expedition/MAX
Passenger volume	4,868/4,872
Cargo volume behind 1st row <sup>3</sup>	2,968/3,439
Cargo volume behind 2nd row <sup>3</sup>	1,627/2,077
Cargo volume behind 2nd row (with 2nd-row seat full forward) <sup>3</sup>	1,800/2,254
Cargo volume behind 3rd row <sup>3</sup>	546/972
Cargo volume behind 3rd row (with 3rd-row seat full upright) <sup>3</sup>	593/1,019
Fuel tank	87.8/105.2

Dimensions and capacities shown for base trim levels. Dimensions and capacities may vary by model.

## WHEELS



18" Machined-Face Aluminum with Magnetic-Painted Pockets  
**XL, XLT 4x2 Standard**



20" 6-Spoke Gloss Black-Painted Aluminum  
**XLT Black Accent Package Included**



20" Sparkle Silver Aluminum  
**XLT 4x4 Standard**



18" Ebony-Painted Aluminum with Laser-Etched Timberline Logo  
**Timberline Standard**



20" Bright Machined Aluminum with Dark Carbonized Gray-Painted Pockets  
**Limited Standard**



22" Premium Black-Painted Aluminum  
**Stealth Standard**  
**Stealth Appearance Package Included**



22" 12-Spoke Polished Aluminum  
**Platinum Standard**  
**Limited 302A Included**



22" 6-Spoke Polished Aluminum  
**Platinum Optional**

	XL/MAX	XL/MAX	TIMBERLINE™	LIMITED	STEALTH	PLATINUM®/MAX¹	
S	S			S			<b>ENGINES &amp; DRIVETRAINS</b> <b>3.5L EcoBoost® Twin-Turbo V6 engine (380 hp)</b> with Auto Start-Stop Technology
					S		<b>3.5L EcoBoost Twin-Turbo V6 engine (400 hp)</b> with Auto Start-Stop Technology
		S		S			<b>High-Output 3.5L EcoBoost Twin-Turbo V6 engine (440 hp)</b> with Auto Start-Stop Technology
S	S		S	S	S		Rear-wheel drive (RWD) (includes 5 Selectable Drive Modes)
0	0	S	0	0	0		4-wheel drive (4WD) (includes Control Trac® with eLSD 3.73 electronic limited-slip differential, Terrain Management System™ with 7 Selectable Drive Modes, Hill Descent Control™ and skid plates)
		S		S			<b>MECHANICAL</b> Dual exhaust
	S						Front and rear premium off-road shock absorbers and rough-road suspension with increased ride height
	S						Ford Trail Control™
	S						Heavy-duty radiator
			S				Sport-tuned suspension
		0	0	S			Continuously controlled damping (CCD) suspension with Road Preview
	P	S	S	S	S		<b>FORD CO-PILOT360™ TECHNOLOGY</b> <b>Ford Co-Pilot360 Assist+:</b> Adaptive Cruise Control with Stop-and-Go and Lane Centering; Intersection Assist; Front Parking Sensors; Blind Spot Assist; and Navigation System¹
	P	P	S	S	S		<b>Ford Co-Pilot360 Assist 2.0:</b> 360-Degree Camera with Split-View Display and Front and Rear Washers, Active Park Assist 2.0, and Reverse Brake Assist
	P	S	S	S	S		Rain-Sensing Windshield Wipers

	XL/MAX	XL/MAX	TIMBERLINE	LIMITED	STEALTH	PLATINUM/MAX¹	
S							<b>APPEARANCE</b> Black roof-rack side rails and sideview mirror caps; and body-color door handles and tailgate appliqué
	S						Chrome grille; body-color sideview mirror caps; and black roof-rack side rails
		S					Dark Carbonized Gray grille and tailgate appliqué; Ember Red tow hooks; black roof-rack side rails; and Timberline exterior badging
			S				Chrome grille, tailgate appliqué and fog lamp bezels; bright roof-rack side rails with black end caps; and body-color sideview mirror caps
				S			Ebony Black grille and tailgate appliqué; black rear bumper, roof-rack side rails, badging, and headlamp and taillamp bezels
					S		Silver Lining grille mesh; Satin Aluminum sideview mirror caps; chrome roof-rack side rails; body-color door handles with Satin Aluminum inserts; and "PLATINUM" exterior badging
S	S	S	S				Fixed Running Boards
			P	S	S		Power-deployable Running Boards
	S	S	S	S	S		LED headlamps with signature lighting
	S	S	S	S	S		LED fog lamps
			S	S	S		Zone Lighting
				S	S		LED taillamps
					S		Brushed-aluminum front door-sill scuff plates
	S	S					<b>COMFORT &amp; CONVENIENCE</b> 1st-row bucket seats with 8-way power driver and 4-way manual passenger
S	S						Manual-tilt/-telescoping steering column
S	S	S					2nd-row 40/20/40 split-fold seats with CenterSlide® and manual recline
	S	S	S	S	S		3rd-row smart-charging USB ports (4)
	S	S	S	S	S		Auto-dimming rearview mirror

	XL/MAX	XL/MAX	TIMBERLINE	LIMITED	STEALTH	PLATINUM/MAX¹	
S							Dual-zone electronic automatic temperature control
S	S	S	S	S	S		Tri-zone electronic automatic temperature control
P	S	S	S	S	S		1st-row bucket seats with 10-way power driver and 8-way power passenger, including power lumbar and recline
P	S	S	S	S	S		220V power outlet
P	S	S	S	S	S		Memory feature for driver's seat, steering column, pedals and sideview mirrors
P	S	S	S	S	S		Power-adjustable pedals
P	S	S	S	S	S		Power-folding 3rd-row head restraints
P	S	S	S	S	S		Power-folding sideview mirrors with autofold, and integrated turn signal indicators
P	S	S	S	S	S		Power-tilt/-telescoping steering column
P	S	S	S	S	S		Remote Start System
P	S	S	S	S	S		Wireless charging pad
P	0	S	S	S	S		Heated steering wheel
P	S	S	S	S	S		2nd-row power-folding tip-and-slide 40/20/40 split-fold seats with CenterSlide²
		S		S			Enhanced active noise control and engine sound enhancement
0	0	S	S	S	S		Power, panoramic Vista Roof®²
P	P	S	S	S	S		1st-row heated and ventilated seats
P	P	S	S	S	S		Ambient lighting
	S	S	S	S	S		Hands-free, foot-activated liftgate
	P	S	S	S	S		Auto-dimming driver's sideview mirror
			S	S	S		One-touch-up/-down feature for 2nd-row windows
			S		S		Active noise control
				S	S		Upgraded carpeted floor mats for 1st and 2nd rows
				0			1st-row multicontour seats with Active Motion®
					S		Unique 1st- and 2nd-row floor mats

	XL/MAX	XL/MAX	TIMBERLINE	LIMITED	STEALTH	PLATINUM/MAX¹	
		P	S	S	S	S	<b>SAFETY &amp; SECURITY</b> 4-door Intelligent Access
		P	S	S	S	S	Advanced Security Pack (includes SecuriLock® Passive Anti-Theft System and inclination/intrusion sensors)
		P	S	S	S	S	SecuriCode® keyless entry keypad
S	S	S	S	S	S		<b>CONNECTIVITY &amp; ENTERTAINMENT</b> SYNC® 4 with 12" LCD capacitive touchscreen with swipe capability, wireless phone connection, AppLink® wireless Apple CarPlay® compatibility, wireless Android Auto™ compatibility, and Digital Owner's Manual
S	S	S					AM/FM stereo with 6 speakers and MP3 capability
	0	0	S	S	S		Navigation System with pinch-to-zoom capability¹
		P	0	0	S		SYNC 4 with 15.5" LCD capacitive touchscreen with swipe capability, wireless phone connection, AppLink, wireless Apple CarPlay compatibility, wireless Android Auto compatibility, Digital Owner's Manual, Adaptive Dash Cards, and Personal Profiles
			P	S			B&O® Sound System with 12 speakers including subwoofer, and HD Radio™ Technology¹
				S	S		B&O Unleashed Sound System with 22 speakers including subwoofer, and HD Radio Technology¹
S	S	S	S	S	S		8" productivity screen in instrument cluster
			P	0	0	S	12.4" Multicolor Productivity Screen in instrument cluster
							<b>OPTIONS²</b> Reversible cargo mat
0	0	0	0	0	0	0	Floor liners for 1st and 2nd rows (includes standard floor mats)³
	0	0	0	0	0	0	Dual-Headrest Rear Seat Entertainment System⁴
		0	0	0	S		Advanced Cargo Manager

	XL/MAX	XL/MAX	TIMBERLINE	LIMITED	STEALTH	PLATINUM/MAX¹	
				0			<b>EQUIPMENT GROUPS &amp; PACKAGES</b> <b>Equipment Group 202A:</b> 10-way power driver seat and 8-way power front-passenger seat, including power lumbar and recline; heated and ventilated 1st-row seats; 2nd-row power-folding tip-and-slide 40/20/40 split-fold seats; power-folding 3rd-row head restraints; 1st- and 2nd-row ActiveX™ Trimmed Seats; vinyl-trimmed 3rd-row seat; heated steering wheel; power-tilt/-telescoping steering column; power-adjustable pedals; memory feature for driver's seat, steering column, pedals and sideview mirrors; 4-door Intelligent Access; Remote Start System; ambient lighting; 240V power outlet; chrome running board accents; power-folding sideview mirrors; power liftgate; SecuriCode invisible keypad; and wireless charging pad
				0			<b>Equipment Group 302A:</b> 22" 12-spoke polished aluminum wheels; accent-color grille with red chrome chiclets; power-deployable running boards; and <b>Ford Co-Pilot360 Assist 2.0</b>
				0			<b>Equipment Group 501A:</b> heated and ventilated 1st-row seats; 2nd-row power-folding tip-and-slide 40/20/40 split-fold seats; B&O Sound System with 12 speakers including subwoofer, and HD Radio Technology¹; 15.5" LCD capacitive touchscreen with swipe capability; 12.4" Multicolor Productivity Screen; ambient lighting; panoramic Vista Roof; one-touch-up/-down feature for 2nd-row windows; upgraded floor mats; Rain-Sensing Windshield Wipers; auto-dimming driver's sideview mirror; and <b>Ford Co-Pilot360 Assist 2.0</b>
0							<b>Black Accent Package:</b> ³ 20" 6-spoke Gloss Black-painted aluminum wheels, Black Onyx seats, and Gloss Black front skid plate and rear bumper (Agate Black Metallic exterior paint only)
	0						<b>Convenience Package:</b> Remote starter
			0				<b>Stealth Appearance Package (Equipment Group 303A):</b> ⁵ 22" premium black-painted aluminum wheels; sport-tuned suspension; Ebony Black grille, power-deployable running boards and tailgate appliqué; black rear bumper, roof-rack side rails, badging, and headlamp and taillamp bezels; sport center console; floor mats with logo for 1st and 2nd rows; unique red interior stitching; and <b>Ford Co-Pilot360 Assist 2.0</b>
0							<b>Turath Package:</b> Ebony Black grille and tailgate appliqué; and body-color sideview mirror caps

S: STANDARD  
O: OPTIONAL  
P: PACKAGED



1. Functionality varies by market. 2. Restrictions apply. See your distributor for details. 3. Do not place additional floor mats or any other covering on top of the original floor mats. 4. Ford Licensed Accessory. 5. Availability varies by market.



TIMBERLINE. Dark Matter Metallic. Available equipment.



### CENTER CONSOLE FRIDGE<sup>1</sup>

A. Console Fridge Shown Closed

B. Console Fridge Shown Open

C. Console Fridge Button Detail

SHOP THE COMPLETE COLLECTION | [accessories.ford.com](https://accessories.ford.com)



STEALTH. Dark Matter Metallic. Available equipment.

<sup>1</sup>. Ford Licensed Accessory.

Ford and Oval Device, Active Motion, ActiveX, AdvanceTrac, AppLink, BLIS, CenterSlide, Control Trac, Easy Fuel, EcoBoost, Expedition, F-150, Ford Co-Pilot360, Ford Trail Control, Hill Descent Control, MyKey, Personal Safety System, Platinum, PowerFold, RAPTOR, Roll Stability Control, RSC, Safety Canopy, SecuriCode, SecuriLock, SelectShift, SOS Post-Crash Alert System, SYNC, Terrain Management System, Timberline, Vista Roof and related marks are trademarks of Ford Motor Company.

Android and Android Auto are trademarks of Google LLC. Apple and Apple CarPlay are trademarks of Apple Inc., registered in the U.S. and other countries. BANG & OLUFSEN and B&O are registered trademarks of Bang & Olufsen Group. Licensed by Harman Becker Automotive Systems Manufacturing Kft. All rights reserved. HD Radio is a proprietary trademark of iBiquity Digital Corporation.



As your local Ford Distributor, we're proud to serve you now and in the future.

From vehicle test-drives and product demonstrations to personalized service and maintenance, we're committed to delivering a Ford ownership experience above and beyond your expectations.



[me.ford.com](https://www.me.ford.com)

LATCHA/MEEXPEDITION/22MY

Ford reserves the right, subject to all applicable laws, to discontinue or change features and other specifications either temporarily or permanently, which will be communicated to the Ford Distributor Network.

©2022 Ford Motor Company.

Vehicles may be shown with optional equipment. Features may be offered only in combination with other options or subject to additional ordering requirements/limitations. Dimensions shown may vary due to optional features and/or production variability. Information is provided on an "as is" basis and could include technical, typographical or other errors. Ford makes no warranties, representations, or guarantees of any kind, express or implied, including but not limited to, accuracy, currency, or completeness, the operation of the information, materials, content, availability, and products. Ford reserves the right to change product specifications, pricing and equipment at any time without incurring obligations. Your Ford Distributor is the best source of the most up-to-date information on Ford vehicles. Best-in-Class claims have been validated against available competitive information at the time of release.

Ford Genuine Parts & Service. Keep your vehicle in optimum operating condition with scheduled maintenance service. Ford and Lincoln Distributor technicians know your vehicle inside and out. They are continuously trained by Ford Motor Company and the parts they use are specifically designed for your vehicle. See your Distributor for limited warranty information on Ford Original Accessories. Ford Licensed Accessories (FLA) are warranted by the accessory manufacturer's warranty. FLA are designed and developed by the accessory manufacturer and have not been designed or tested to Ford Motor Company engineering requirements. Contact your Ford Distributor for details and/or a copy of all limited warranties.

